

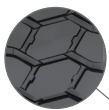


# MINING & EARTHMOVER


## MAGNA MA04+ E4

The Magna MA04+ is the perfect fit for heavy mining equipment that carries heavy loads in demanding conditions. Exceptional traction while maintaining optimal flotation characteristics.


The special E4 tread design with deep tread depth and a wide, flat tread radius offers a large loading capacity. The aggressive lug design with large blocks at the tread centre provides excellent traction and braking on rough roads.



The deep aggressive E4 pattern provides traction and long tread life.



All steel radial construction. Improved protector plies optimize load performance and operator comfort.



New improved technology of the high-tech casing reduces heat build up inside the tyre.



Tyre size	Pattern	Load symbol	TT/TL	Tra code	Max. speed (km/h)	Load/speed index	Single max. load/pressure	Rim	Overall diameter (mm)	Section width (mm)	Tread depth (mm)	Tyre weight (kg)	TKPH		
													A	ST	B
14.00R25	MA04+	***	TT	E4	50	169B	5800 kg/7.0 bar	10.00/1.5	1420	375	38	192	115	138	N/A
18.00R25	MA04+	**	TL	E4	50	185B	9250 kg/7.0 bar	13.00/2.5	1675	500	51	385	180	224	256
18.00R33	MA04+	**	TL	E4	50	191B	10900 kg/7.0 bar	13.00/2.5	1875	500	54	460	196	240	280
21.00R33	MA04+	**	TL	E4	50	200B	14000 kg/7.0 bar	15.00/3.0	2005	570	54	567	245	290	N/A
24.00R35	MA04+	**	TL	E4	50	209B	18500 kg/7.0 bar	17.00/3.5	2175	655	65	781	324	373	396
24.00R35	MA04+	***	TL	E4	50	212B	20000 kg/8.0 bar	17.00/3.5	2175	655	65	811	324	373	396



Magna Tyres Group

P.O. Box 436, 5140 AK Waalwijk, The Netherlands

Phone: +31 416 675 220 Fax: +31 416 820 037

De Kroonweg 12, 5145 NH Waalwijk, The Netherlands Email: info@magnatyres.com, www.magnatyres.com

