



MINING & EARTHMOVER

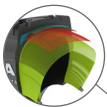
MAGNA MA01 E3/L3

The radial constructed Magna MA01 features an aggressive self-cleaning tread design. Engineered to deliver a smooth ride and superior traction on all types of terrain.


The enhanced rubber compound offers excellent wear and improved resistance to punctures. The tyre is designed for use on wheel loaders, dozers, scraper, graders and articulated dump trucks.



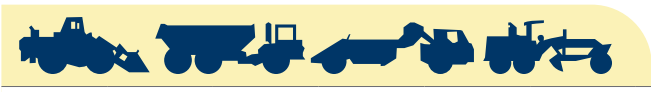
Aggressive E3/L3 non-directional tread pattern provides superior traction in soft underfoot.



All steel radial construction. Improved protector plies optimize load performance and operator comfort.



New improved technology of the high-tech casing reduces heat build up inside the tyre.



Tyre size	Pattern	Load symbol	Tra code	Max. speed (km/h)	Load/speed index	Single max. load/pressure	Rim	Overall diameter (mm)	Section width (mm)	Tread depth (mm)	Tyre weight (kg)
17.5R25	MA01	**	E3	50	167B	5450 kg/5.25 bar	14.00/1.5	1346	457	27	157
			L3	10	182A2	8500 kg/6.5 bar					
20.5R25	MA01	**	E3	50	177B	7300 kg/5.25 bar	17.00/2.0	1473	533	31	231
			L3	10	193A2	11500 kg/6.5 bar					
23.5R25	MA01	**	E3	50	185B	9250 kg/5.25 bar	19.50/2.5	1625	609	36	336
			L3	10	201A2	14500 kg/6.5 bar					



Magna Tyres Group

P.O. Box 436, 5140 AK Waalwijk, The Netherlands

Phone: +31 416 675 220 Fax: +31 416 820 037

De Kroonweg 12, 5145 NH Waalwijk, The Netherlands

Email: info@magnatyres.com, www.magnatyres.com

