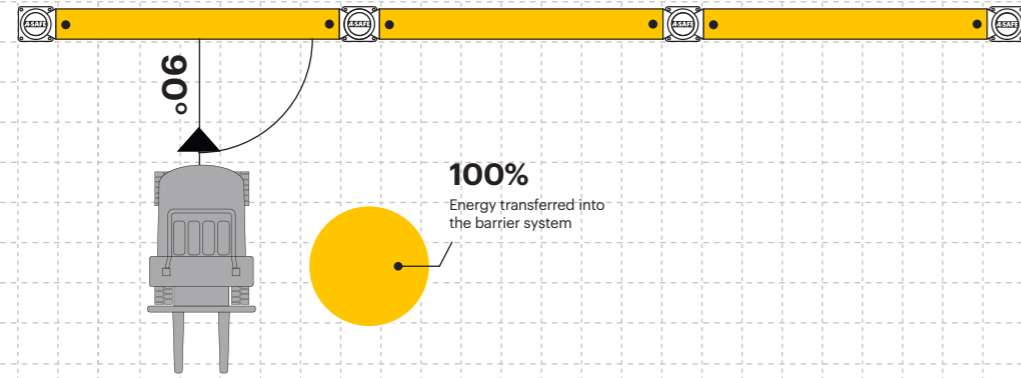


Testing and Technical Information

Tested to the global benchmark in barrier safety

bsi. PAS 13
Code of Practice for Workplace Safety Barriers


How energy (Joules) is transferred from a vehicle impact



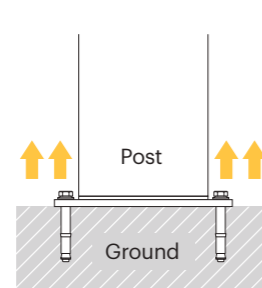
Impact Test

Max Energy (Joules) at 90° **6,900**

Deflection at Max Energy 15° Lean



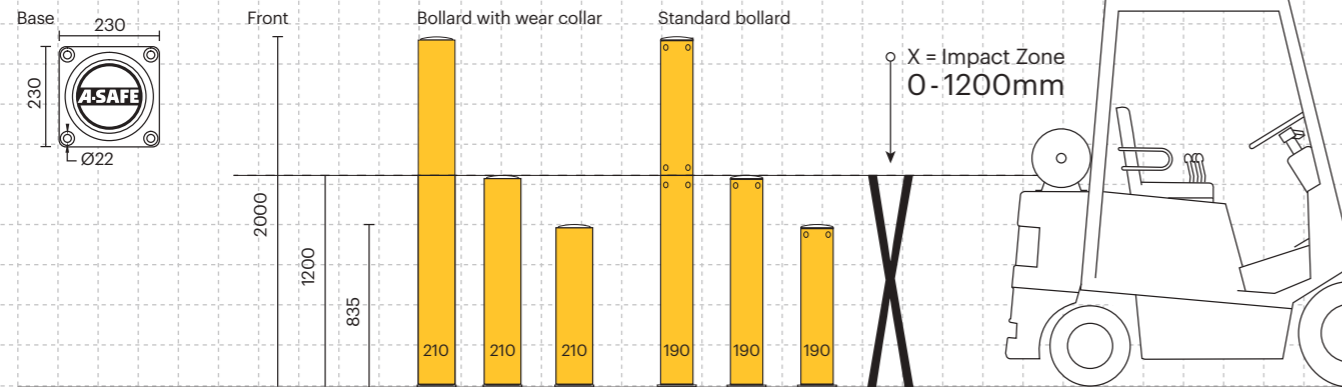
Force to Bolt 33kN



Material Properties	MEMAPLEX™
Temperature Range	-10°C to 50°C
Ignition Temperature	370°C to 390°C
Flash Point	350°C to 370°C
Toxicity	Not Hazardous
Chemical Resistance	Excellent - ISO/TR 10358
Weathering Stability (Grey Scale)	5/5*
Light Stability (Blue Wool Scale)	7/8**
Static Rating (Surface Resistivity)	1015 - 1016 Ω
Hygiene Seals	No

* Weathering scale 1 is very poor and 5 is excellent
** Light stability scale 1 is very poor and 8 is excellent

Dimensions (mm)



Bollard Options



Colour Combinations

*Please note that the RAL and PANTONE colours listed are the closest match to standard A-SAFE colours, but may not be exact matches of the actual product colour and should be used for guidance only.



iFlex™
Bollard

A-SAFE



A-SAFE bollards are a multi-functional product used extensively in industrial, commercial and public environments.

Designed to protect structures and equipment from impact damage, and provide a robust physical presence to prevent access or guide vehicles and pedestrians.

Strong, durable and highly visible, A-SAFE bollards permanently reinforce a driver's attention to safe driving and can also act as guidance along traffic routes.

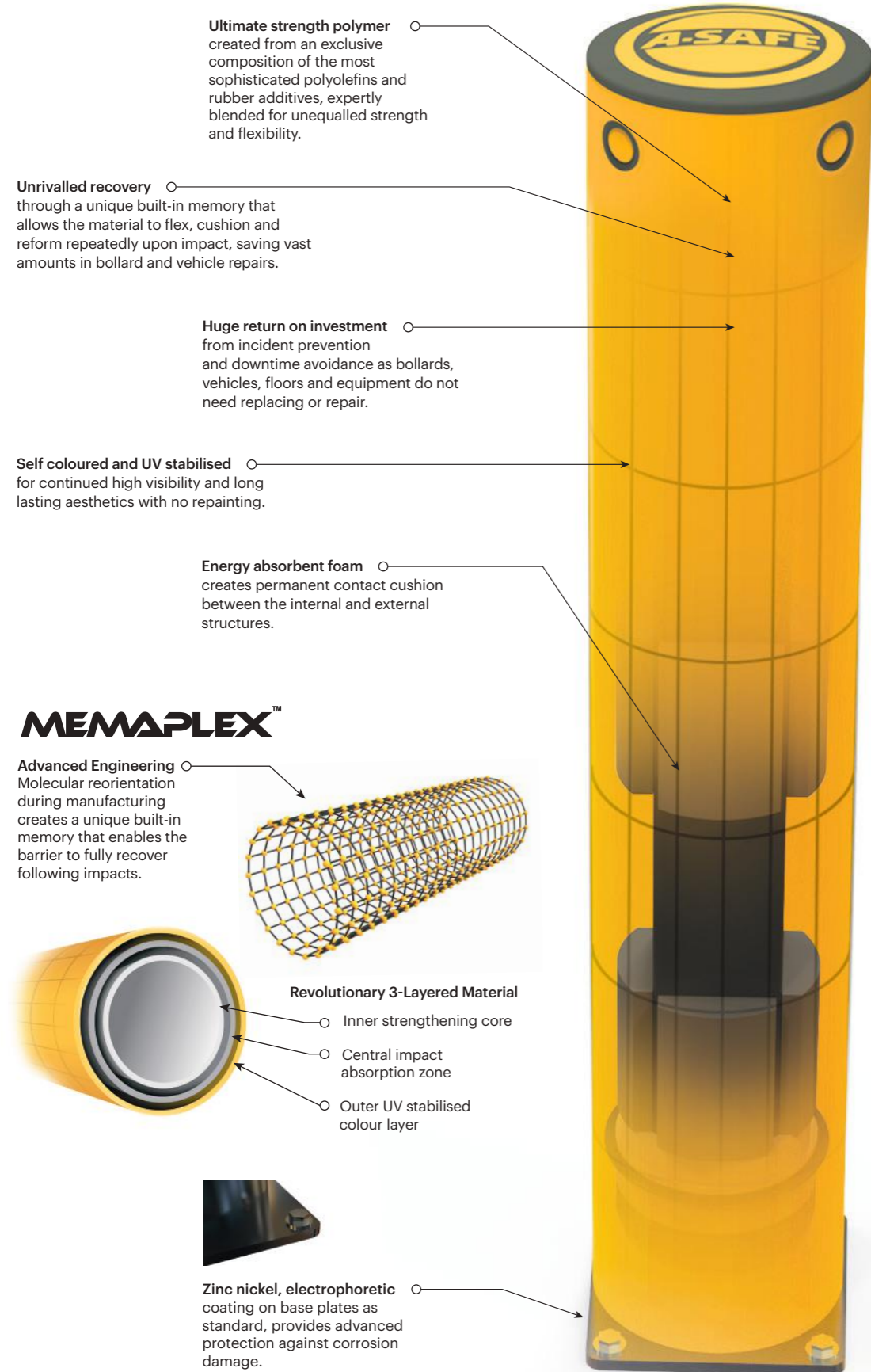


Tested to the global benchmark in barrier safety

bsi. PAS 13
Code of Practice for Workplace Safety Barriers

Engineered for performance

Whether in the resilience, flexibility and in-built memory of our exclusive Memaplex™ material or the unrivalled energy absorption of our unique 3-phase coupling system, a wealth of technical ingenuity goes into every A-SAFE product to ensure that it performs perfectly every time you need it to. We are continuously innovating to solve the greatest workplace safety challenges on behalf of our customers and our numerous patents attest to our industry-leading commitment to research and development.




In-line coupling for height flexibility

The iFlex in-line coupling introduces a new level of modularity to the vertical height of a range of A-SAFE products. The coupling enables customers to take the standard 1200mm bollard up to 2000mm.

Four pin positioning to top and bottom sections gives increased rigidity and stability.

Seamless join enables easy stacking of top and bottom bollard sections.

Moulded pins lock securely into the internal layer with a quarter turn.



Rotating wear collar for advanced deflection

The wear collar adds an extra layer of protection along the full height of the bollard.


The rotating action deflects force from repeat glancing blows. Preventing expensive on-going maintenance costs.



ADDITIONAL BASE OPTIONS



Countersunk Bolts
Creates a flat surface, preventing tyre damage where vehicles are in close proximity.



Stainless Steel 316 Countersunk
Ultimate performance option, no corrosion or rusting and resistant to powerful cleaning agents. Ideal for hygiene environments.



A versatile product that can be used to protect door frames on vehicle routes where impacts are likely to occur.




Higher level bollards give a strong visual alert for reversing HGV drivers, preventing costly damage to service yard infrastructure.



Ideal for use on vehicle routes with sharp angle turns such as car parks.



Allow constant access to frequent-use machinery and equipment, whilst protecting from impact with a high strength visual alert.



Protect infrastructure such as building supports where irregular base fixings are present or access is needed for maintenance.