



HA32 RTJ PRO



Performance & ease of use

- Unrestricted working envelope with a max. 21.60m horizontal outreach
- Unmatched versatility
- Outstanding rough terrain driving features: 4 wheel drive and steer, oscillating axle
- Excellent time to full height 95 sec. thanks to full proportional controls and simultaneous boom functions

Optimized serviceability

- Exclusive modular basket quick and easy to repair
- Easy access to all components
- Self-diagnosis tool integrated on the lower control box

Best safety feeling

- Haulotte Activ'Shield™ Bar
- Most rigid boom



Haulotte 
GROUP
More than lifting



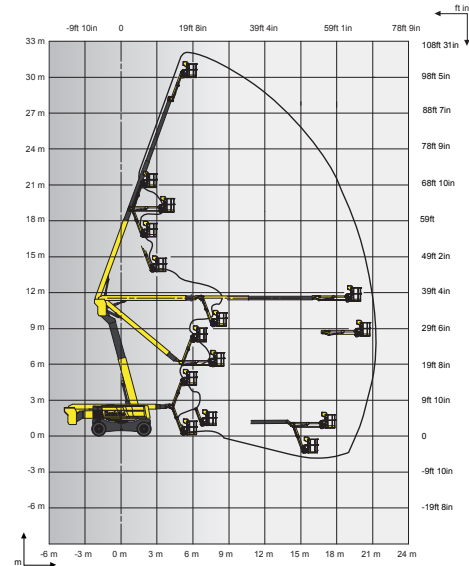
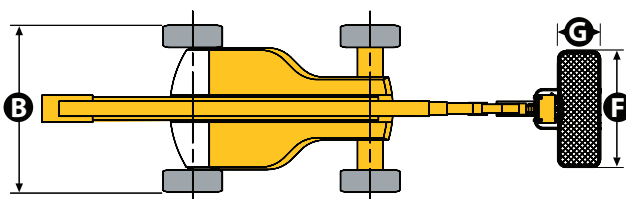
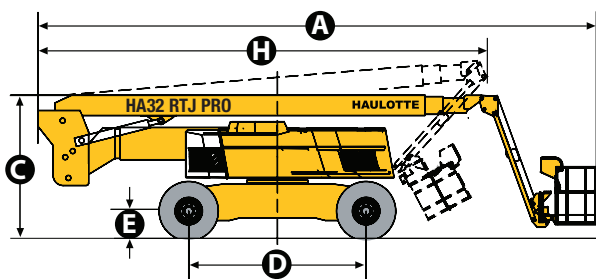
HA32 RTJ PRO

ROUGH TERRAIN ARTICULATING BOOMS

TECHNICAL DATA

HA32 RTJ PRO

| | |
|--|--|
| Working height | 31.8 m |
| Platform height | 29.8 m |
| Horizontal outreach | 21.6 m |
| Up and over clearance | 11.35 m |
| Below ground reach | 1.6 m |
| Lift capacity | 250 kg |
| F x G Platform size | 2.44 x 0.91 m |
| A Length - stowed | 11.7 m |
| H Transport length | 8.9 m |
| B Width | 2.53 m |
| Width - with extended axles | 3.3 m |
| C Height - stowed | 2.8 m |
| Transport height | 3.38 m |
| Vertical jib rotation | 140° (+70/-70) |
| Platform rotation | 180° (+90/-90) |
| Turntable rotation | 360° continuous |
| Tailswing | 3.3 m |
| D Wheelbase | 3.5 m |
| E Ground clearance | 38 cm |
| Tilt | 5° |
| Drive speed | 0,5 - 5 km/h |
| Gradeability | 45 % |
| Turning radius - outside axle extended | 5.74 m |
| Tires - foam-filled | 445/65-22.5 |
| Power source | Perkins 55.5 kW - 75.4 hp (Europe) / 62.4 kW - 84.9 hp (outside Europe) TIER III |
| Weight | 20 140 kg |



STANDARD EQUIPMENT

- 4 wheel drive and steer
- Front oscillating axle increasing stability on uneven ground
- 2 extendable axles
- Differential wheel lock increasing rough terrain capacity
- Proportional controls enhancing comfort and safety
- 4 simultaneous movements for highest productivity
- 250kg / 550lbs (2 persons) load capacity unrestricted working envelope
- Modular large platform with drop bar entry gate
- Upper control box protection cover and tool tray in plastic ultra-solid material
- Power to platform 110 V / 220 V (Female plug in the basket)
- Safe to use in winds up to 60km/h - 37mph
- Sound and light alarm for tilt and load
- Electric pump system and emergency descent
- 12 V battery / electrical control system
- Towing hooks
- Hourmeter
- Low fuel level indicator (upper control box)
- Engine pre-heater with light indicator
- Basket compensation +/-10°
- Travel alarm
- Driving beacon
- Enhanced Swing out engine tray for ease of maintenance
- Haulotte Activ'Shield™ Bar (for Europe)

OPTIONS AND ACCESSORIES

- On-board hydraulic generator 3.5 kW
- Lateral swing door gate
- Glazier Pack
- Pipe cradle pack
- Hydraulic oil cooler
- Hydraulic oil in tank and circuit for warm countries
- Biodegradable hydraulic oil
- Automatic Overspeed Air Shutdown Valve (Electric one-way valve, flame arrestor, spark arrestor)
- Cold weather kit
- Air line to platform
- Cap with key for diesel tank
- 55 W Platform working light
- Haulotte Activ'Shield™ Bar (outside Europe)